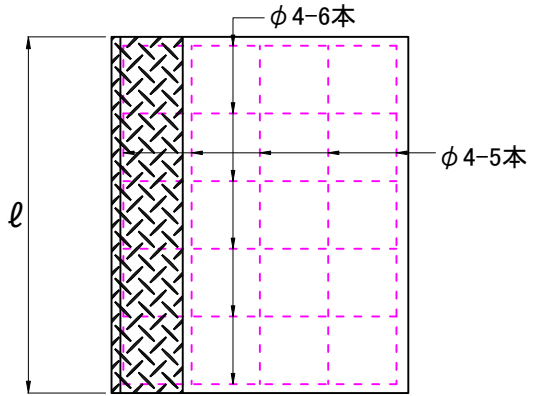
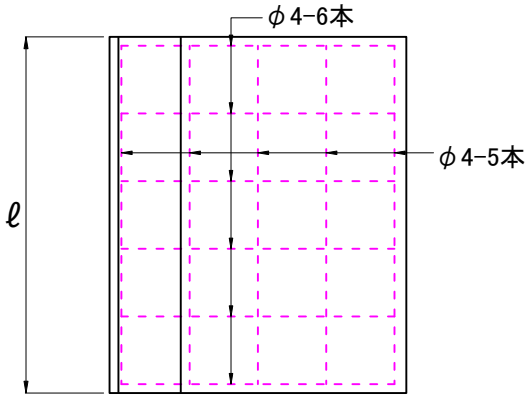
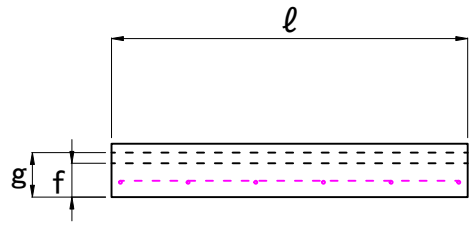
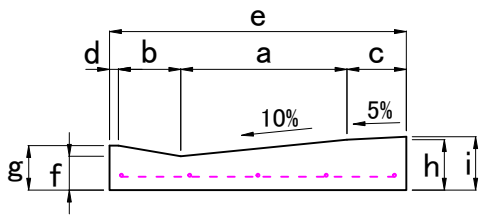
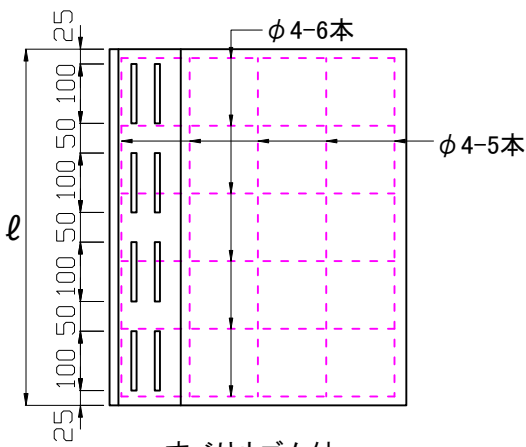


品川区型 L形側溝



一般

縞鋼板タイプ



すべり止ゴム付

● 寸法表

呼び名	寸法 (mm)																	製品重量 (kg)		
	a	a ₁	b	b ₁	c	c ₁	d	d ₁	e	e ₁	f	f ₁	g	g ₁	h	h ₁	i		i ₁	ℓ
品川区型L-300-0(零段差) 縞鋼板・すべり止ゴム付	280	-	105	-	100	-	15	-	500	-	57	-	75	-	85	-	90	-	600	48
品川区型L300斜10-0左右	280	300	105	100	100	100	15	500	500	55	57	100	75	155	85	85	90	90	600	57
品川区型L300斜5-0左右	280	300	105	100	100	100	15	500	500	55	57	50	75	105	85	85	90	90	600	52
品川区型L150-0(零段差)	130	-	105	-	15	-	250	-	57	-	75	-	-	-	70	-	-	-	600	23
品川区型L150斜5-0左右	130	150	105	100	15	-	250	250	57	55	75	50	-	105	70	70	-	-	600	25