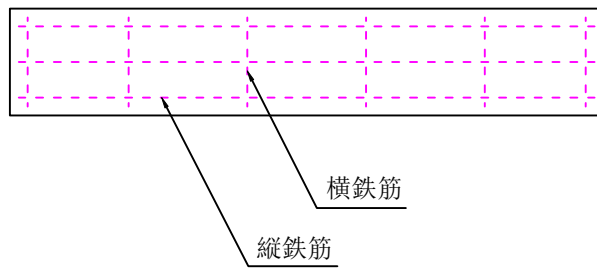
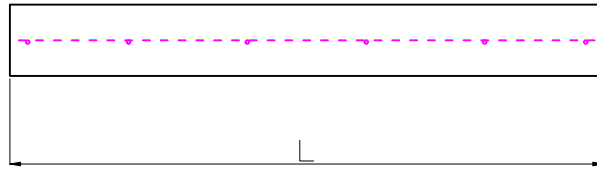
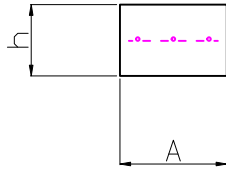


基礎板



呼び名	寸 法 mm			配 筋			
				縦鉄筋		横鉄筋	
	A	h	L	鉄筋径	本数	鉄筋径	本数
200	200	100	1000	Φ6	3	Φ6	6
260	260	100	1000	Φ6	3	Φ6	6
300	300	100	1000	Φ6	3	Φ6	6
500	500	100	1000	Φ6	4	Φ6	6
180	180	120	1000	Φ6	3	Φ6	6
150	150	150	1000	Φ6	3	Φ6	6
200	200	150	1000	Φ6	3	Φ6	6
215	215	150	1000	Φ6	3	Φ6	6
250	250	150	1000	Φ6	3	Φ6	6